

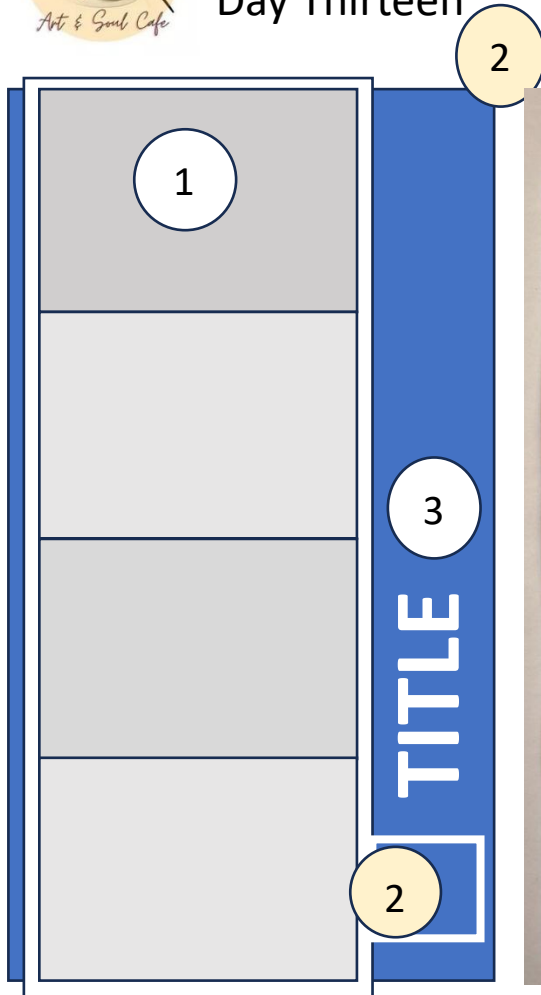




From Paper to Praise Tag Layout Day Thirteen



Seasons of Life

“For everything there is a season...” Ecclesiastes 3:1

Cut out tag from double-sided patterned paper.

1. Print 4 photos and crop each one 2" x 2 1/2". You may have to play around with the sizing depending on the photos. Adhere to cardstock and then onto tag.
2. For embellishment, one simple small die cut. Let the photos do the talking!
3. Use sticker letters for title and stamp the number thirteen.
4. For back of tag, stamp journaling lines and the letters for “THANKS” and add a piece of contrasting paper to the bottom along with a Fall sticker.